

Handgun Qualification License Unit

How to apply for a HQL

HANDGUN QUALIFICATION LICENSE
(HQL)

REQUIRED FOR MARYLAND RESIDENTS
WANTING TO PURCHASE A REGULATED
FIREARM

***** *This is not the Wear and Carry Permit* *****

ARE YOU ELIGIBLE OR EXEMPT?

ELIGIBLE

1. Must be a Maryland resident with a Maryland Driver's License or Identification card.
2. Must be 21 years or older

****IF YOU ARE ELIGIBLE YOU CAN CONTINUE****

EXEMPT

Exemptions to possession of the HQL License:

1. A licensed firearms manufacturer.
2. Active law enforcement officer a person retired in good standing from a law enforcement agency of the United States (Federal Law Enforcement), the State, or a local law enforcement agency of the State possesses a valid identification card.
3. Active or retired member of the United States Armed Forces or National Guard and possesses a valid military identification card.
4. A person purchasing, renting or receiving an antique, curio or relic as defined in federal law.
5. Maryland licensed firearms dealers. (Sole Proprietors)

****IF YOU ARE EXEMPT, NO HQL REQUIRED****

To apply, go to the Maryland State Police [website](#). Click on the Licensing Division tab...

The screenshot shows the Maryland State Police website. At the top left is the Maryland.gov logo. To its right are links for State Directory, State Agencies, and Translate. Below the logo is the State Police logo and the text "State Police". On the right side of the header are social media icons for Facebook, Twitter, and YouTube. A large banner image shows a group of police officers in uniform standing in a line in a large hall. In the foreground of the banner is a large circular mat with the Maryland State Police logo. Below the banner is a navigation menu with the following items: About MDSP, Citizen Services, Obtain Police Reports, Maryland Center for Missing and Unidentified Persons, Public Information Act (PIA) Requests, Property Auctions, Complaints Against MSP and Personnel, Compliments for MSP and Personnel, Documents, Forms, Publications and Proactive Releases, Maryland Vehicle Inspection Program, Licensing Division (highlighted with a red arrow), and Federal Military Surplus Program. To the right of the navigation menu is a "Featured News" section with three news items: "Jan 24, 2023 Police Seek Public Assistance In Identifying Suspect Allegedly Involved In Three Commercial Burglaries", "Jan 24, 2023 Maryland State Police Investigating Crash That Killed One, Injured Another In Calvert County", and "Jan 24, 2023 Maryland State Police Investigating Fatal Single-Vehicle Crash In Calvert County". Below the news items is a section for "Get news updates by email or text." with a banner for "Regulated Firearm Applications, Licenses and Permits" and a link to "Apply for Firearm Purchases, Licenses & Permits".

Maryland.gov

State Directory State Agencies Translate

State Police

About MDSP

Citizen Services

Obtain Police Reports

Maryland Center for Missing and Unidentified Persons

Public Information Act (PIA) Requests

Property Auctions

Complaints Against MSP and Personnel

Compliments for MSP and Personnel

Documents, Forms, Publications and Proactive Releases

Maryland Vehicle Inspection Program

Licensing Division

Federal Military Surplus Program

Featured News

Maryland State Police

Jan 24, 2023 Police Seek Public Assistance In Identifying Suspect Allegedly Involved In Three Commercial Burglaries

Jan 24, 2023 Maryland State Police Investigating Crash That Killed One, Injured Another In Calvert County

Jan 24, 2023 Maryland State Police Investigating Fatal Single-Vehicle Crash In Calvert County

Get news updates by email or text.

Regulated Firearm Applications, Licenses and Permits

Apply for Firearm Purchases, Licenses & Permits

On the next page, scroll down and click **HERE**...

Application to Purchase a Regulated Firearm

Handgun Qualification License (HQL) Application

Application for Handgun Wear/Carry Permit

LEOSA

Qualified Handgun Instructor

Intercept Devices & K9 (LE Only)

Machine Gun Registration

Licensing Portal



CLICK HERE



CLICK HERE

Or, click one of the links below to proceed to your area of interest.

[FIREARM PURCHASE, CARRY, OR REGISTER](#)



Purchase a Regulated Firearm
Handgun Qualification License (HQL)
Wear and Carry Handgun Permit

Firearms Collectors

Firearms Dealers

For more HQL information click here.

Enter your User ID and Password.

DEPARTMENT OF MARYLAND STATE POLICE

MENU

Create User Account

Welcome to the Maryland Department of State Police (eMDSP) Online Services Login Page

IMPORTANT UPDATE

For information regarding the HQL renewal process, click [here](#)

A copy of your HQL, either printed or electronic, must be presented to a firearm dealer or private seller, prior to selling, renting, or transferring a handgun, in accordance with the MD Public Safety 5-117.1 and COMAR 29.03.01.06.

For assistance with your:

- **HQL, New Resident Registration or Qualified Handgun Instructor License**, please email [msp.hql@maryland.gov](mailto:mzp.hql@maryland.gov)
- **Intercept Device Registration**, please email [msp.licensing@maryland.gov](mailto:mzp.licensing@maryland.gov)
- **LEOSA application**, please email [msp.handgunpermits@maryland.gov](mailto:mzp.handgunpermits@maryland.gov)

User ID:

Password :

Login

[Click here](#) to create an account.

[Click here](#) if you have forgotten your password.

DEPARTMENT OF MARYLAND STATE POLICE

This is your home screen after
successfully logging in.

MENU

- Initial Application
- Renew License
- Document Request
- Demographics Update
- Logout

Licensing Home Page

You current applications for licenses, registrations, and certifications are listed below. Read the following guidelines before starting a new application.

- Check the [Maryland State Police Licensing Webpage](#) for the requirements of the application you are submitting.
- You may only submit applications for yourself. Each citizen must have their own account.
- Once you begin an application it may be saved for later update prior to submission.
- To begin a new application select the [Initial Application](#) link from the menu on the left.
- To continue an existing application click the **Continue** link on the application below.
- **LEOSA- MSP Retiree Renewal** [click here](#).

Name

Name:

Address:

Licenses, Registrations and Certificates

No license

Application Status Definitions

- Active - License, Registration or Certification approved; HQL/LEOSA: A physical identification card will be mailed to the address entered on your application. QHIC/QHIL: You will receive an instructor's certificate through email.
- Denied - Explanation will be emailed or mailed to the address submitted on the application within 2-3 business days.
- Pending - Application has been received. Application is being processed or waiting for required documentation from applicant. You will be contacted for any shortage.
- Complete - Application process is finished but is being reviewed by an approving officer.

For New Resident Registration, do not be alarmed if you application stays in Pending state for an extended period of time. This is normal.

DEPARTMENT OF MARYLAND STATE POLICE

MENU

Create User Account

Welcome to the Maryland Department of State Police (eMDSP) Online Services Login Page

IMPORTANT UPDATE

For information regarding the HQL renewal process, click [here](#)

A copy of your HQL, either printed or electronic, must be presented to a firearm dealer or private seller, prior to selling, renting, or transferring a handgun, in accordance with the MD Public Safety 5-117.1 and COMAR 29.03.01.06.

For assistance with your:

- **HQL, New Resident Registration or Qualified Handgun Instructor License**, please email msp.hql@maryland.gov
- **Intercept Device Registration**, please email msp.licensing@maryland.gov
- **LEOSA application**, please email msp.handgunpermits@maryland.gov


User ID:

Password :

[Click here](#) to create an account.

[Click here](#) if you have forgotten your password.

For a new user, Click here
to create your account...



If you have NEVER registered before, please enter your Date of Birth, Last Name, and enter “None” in the Registration Code field. Click "Search"...

DEPARTMENT OF MARYLAND STATE POLICE

MENU

Login Page

Search for your Record

Before you can apply for a license or make any changes to an existing license, eMDSP must first locate any record(s) that may be associated with you.

For **Existing Licensees**, please enter your Date of Birth, Last Name and Registration Code in the fields below and click "Search".

If you are an existing licensee and do not know your Registration Code, please [CLICK HERE](#).

If you have **NEVER** registered before, please enter your **Date of Birth and Last Name and 'None'** in the **Registration Code** field below and click "Search".

Date of Birth i.e. 09/23/2010
Last Name
Registration Code:

Search

Enter the required information and click "Register" ...

MENU

Create Your Personal Account

Login Page

We were unable to find any records associated with your search criteria.

Please provide the requested information below and Click the [register](#) button.

* = Required Field.

Name

First Name*

SSN

ex. 123456789

Middle Name*

Last Name*

Gender*

Suffix

Date of Birth*

ex. Sr. | Jr. | III

MM/DD/YYYY

Address

Country*

Primary Phone*

ex. 3015551212

Address Line 1*

Email*

ex. 123 Fourth St.

ex. username@domain.com

Address Line 2

Confirm Email*

ex. Apt. 100

ex. username@domain.com

City*

City*

Foreign Addresses:
Enter city, region, postal code

State*

Zipcode*

Only use 5 digit Zip Code:
ex. 02705

Create Your User ID and Password

UserID and Password are case sensitive.

User ID:

Password:

Confirm Password:

At least 12 characters
At least one lowercase letter
At least one uppercase letter
At least one number
At least one symbol/special character
No spaces
Cannot contain the word 'password'

Password Question*

Password Answer*

ex. Favorite color?

ex. Blue (Must be at least four (4) characters long.)

Register


DEPARTMENT OF MARYLAND STATE POLICE

MENU

Login Page

You have successfully created your eMDSP account. Please make a note of your User ID & Password and keep it in a safe place.

Please [login](#) to continue submitting an application.



Click here to return to the logon page and use your newly created username and password.

DEPARTMENT OF MARYLAND STATE POLICE

This is your home screen after
successfully logging in.

MENU

- Initial Application
- Renew License
- Document Request
- Demographics Update
- Logout

Licensing Home Page

You current applications for licenses, registrations, and certifications are listed below. Read the following guidelines before starting a new application.

- Check the [Maryland State Police Licensing Webpage](#) for the requirements of the application you are submitting.
- You may only submit applications for yourself. Each citizen must have their own account.
- Once you begin an application it may be saved for later update prior to submission.
- To begin a new application select the [Initial Application](#) link from the menu on the left.
- To continue an existing application click the **Continue** link on the application below.
- **LEOSA- MSP Retiree Renewal [click here](#).**

Name

Name:

Address:

Licenses, Registrations and Certificates

No license

Application Status Definitions

- Active - License, Registration or Certification approved; HQL/LEOSA: A physical identification card will be mailed to the address entered on your application. QHIC/QHIL: You will receive an instructor's certificate through email.
- Denied - Explanation will be emailed or mailed to the address submitted on the application within 2-3 business days.
- Pending - Application has been received. Application is being processed or waiting for required documentation from applicant. You will be contacted for any shortage.
- Complete - Application process is finished but is being reviewed by an approving officer.

For New Resident Registration, do not be alarmed if you application stays in Pending state for an extended period of time. This is normal.

DEPARTMENT OF MARYLAND STATE POLICE

MENU

Login Page

Search for your Record

Before you can apply for a license or make any changes to an existing license, eMDSP must first locate any record(s) that may be associated with you.

For **Existing Licensees**, please enter your Date of Birth, Last Name and Registration Code in the fields below and click "Search".

If you are an existing licensee and do not know your Registration Code, please [CLICK HERE](#).

If you have **NEVER** registered before, please enter your **Date of Birth** and **Last Name** and 'None' in the **Registration Code** field below and click "Search".

Date of Birth i.e. 09/23/2010

Last Name

Registration Code:

Search

If you have forgotten your password, click here to have a registration code emailed to you. You can then reset your password...

Enter your email address and a registration code will be emailed to you.

DEPARTMENT OF MARYLAND STATE POLICE

MENU

Licensing Home Page

Logout

Request Registration Code

Enter the email address associated with your HQL, New Resident Registration or Qualified Handgun Instructor License / LEOSA account to request your registration code.

If you are unsure of the email address used to create the account, please email:

msp.hql@maryland.gov for assistance with HQL, New Resident Registration or Qualified Handgun Instructor Licenses.

msp.handgunpermits@maryland.gov for assistance with LEOSA.

Email Address

Send Code

To return to Reset Password, click [here](#).

DEPARTMENT OF MARYLAND STATE POLICE

MENU

- Initial Application
- Renew License
- Document Request
- Demographics Update
- Logout

Licensing Home Page

You current applications for licenses, registrations, and certifications are listed below. Read the following guidelines before starting a new application.

- Check the [Maryland State Police Licensing Webpage](#) for the requirements of the application you are submitting.
- You may only submit applications for yourself. Each citizen must have their own account.
- Once you begin an application it may be saved for later update prior to submission.
- To begin a new application select the [Initial Application](#) link from the menu on the left.
- To continue an existing application click the **Continue** link on the application below.
- **LEOSA- MSP Retiree Renewal** [click here](#).

Name

Name:

Address:

Licenses, Registrations and Certificates

No license

Application Status Definitions

- Active - License, Registration or Certification approved; HQL/LEOSA: A physical identification card will be mailed to the address entered on your application. QHIC/QHIL: You will receive an instructor's certificate through email.
- Denied - Explanation will be emailed or mailed to the address submitted on the application within 2-3 business days.
- Pending - Application has been received. Application is being processed or waiting for required documentation from applicant. You will be contacted for any shortage.
- Complete - Application process is finished but is being reviewed by an approving officer.

For New Resident Registration, do not be alarmed if you application stays in Pending state for an extended period of time. This is normal.

Once you have successfully logged in to you HQL account, click on “INITIAL APPLICATION”



This is the screen you see after logging in.

DEPARTMENT OF
MARYLAND STATE POLICE

MENU

Licensing Home Page

Logout

Apply for Your License, Registration or Certification

Application Type Selection

Profession: --Select Profession--
License Type: --Select License Type--
Obtained By Method: --Select Obtained By--

Start Application

To start an application select from the following Licensing, Registration, and Certificates.

Firearms Services Program

- For Firearms Services Select "Firearm Services" for Program
- **Handgun Qualification License (Standard)**
 - Required to purchase, rent, or receive a regulated firearm in Maryland
 - Select "HQL Standard" for License Type, and "Application" for Application Method
 - Required to have taken the 4 hour class from a certified MSP Instructor
- **Handgun Qualification License (Training Exempt)**
 - Required to purchase, rent, or receive a regulated firearm in Maryland
 - Select "HQL Training Exempt" for License Type, and "Application" for Application Method
 - See website for list of exemptions
- **Handgun Qualification License (Permit Exempt)**
 - Required to purchase, rent, or receive a regulated firearm in Maryland
 - Select "HQL Permit Exempt" for License Type, and "Application" for Application Method
 - Must have a valid MD wear & carry license
- **New Resident Regulated Firearms Registration**
 - A person shall, within 90 days after establishing residency, register all regulated firearms with the Secretary of the Maryland Department of State Police.
 - Select "New Resident Regulated Firearms Registration" for License Type, and "Application" for Application Method
- **Qualified Handgun Instructor Certification**
 - Required to instruct the firearms safety course for the Handgun Qualification License in Maryland (For applicants that are MPCTC or NRO Instructors)
 - Select "Qualified Firearms Safety Instructor Registration" for License Type, and "Application" for Application Method
- **MSP Qualified Handgun Instructor License (For applicants that are not MPCTC or NRO Instructors)**
 - Required for Non-Nationally Recognized Organization Instructors to be certified in Maryland to allow for State Police Firearms Instructor Registration
 - Select "MSP Qualified Handgun Instructor Certification" for License Type, and "Application" for Application Method

PROFESSION: choose Firearms Services

*LICENSE TYPE: choose one of the following:

HQL Standard

HQL Training Exempt

HQL Permit Exempt

New Resident

QHIC

QHIL

OBTAINED BY METHOD: Application

An explanation of each license type is available on the next slide

LICENSE TYPES

NEW RESIDENT: Anyone who is moving to Maryland and ALREADY owns a firearm. This is to be done within 90 days of establishing residency in Maryland. If it is beyond the 90 days, you can complete a voluntary registration*.

HQL STANDARD: Requires 4 hour training class by a Qualified Handgun Instructor and obtain fingerprints.

HQL TRAINING EXEMPT: Has a DNR Hunter Safety Card, already has a firearm already registered to them in Maryland or has a Military DD214 stating an Honorable Discharge and obtain fingerprints.

HQL PERMIT EXEMPT: Has an approved Handgun Permit (HGP).

QUALIFIED HANDGUN INSTRUCTOR CERTIFICATE (QHIC): Please see the instructional presentation for HQL instructors

QUALIFIED HANDGUN INSTRUCTOR LICENSE (QHIL): Please see the instructional presentation for HQL instructors

Voluntary registration is completed on the 77R Firearms Purchase application in the Licensing Division's online portal. Please see the FRU firearm purchase 77R instructional presentation for more information

START YOUR APPLICATION

Click “Start Application”
The main menu appears
Demographics is the same on all applications

**AFTER COMPLETING THE DEMOGRAPHICS PAGE,
CONTINUE AS DIRECTED:**

New Resident Applications go to the slide color coded Red
Standard Applications go to the slide color coded Orange
Training Exempt Applications go to the slide color coded Green
Permit Exempt Applications go to the slide color coded Blue

DEPARTMENT OF
MARYLAND STATE POLICE

MENU Demographics

Demographics
Attach Documents
Finish
Licensing Home Page
Logout

Update the information in the fields below and click the **update** button to save the changes.
NOTE: Not all fields may be applicable to each applicant.

Name

Name Prefix: Birth Date: You must enter a value MMDD/YYYY

ex. Mr. | Mrs. | Dr.

First Name: You must enter a value First name MUST match driver's license. SSN: ex. 123456789

Middle Name: You must enter a value if no middle name, enter NA. Gender: Please select a Gender You must enter a value

Last Name: You must enter a value Ethnicity: Select

Name Suffix: ex. Sr. | Jr. | III

Address

ATTENTION APPLICANTS: Licensing Division Staff has noticed an increased number of HQL cards being returned by the U.S. Postal Service. We ask that you carefully review the address information you provide prior to submitting your application.

Country: United States Phone: ex. 3015551212 You must enter a value

Line 1: You must enter a value ex. 123 Fourth St. Fax: ex. 3015551212

Line 2: ex. Apt. 100 Email: You must enter a value ex. username@domain.com

City: You must enter a value Foreign Addresses: Enter city, region, postal code State: MD

ZipCode: You must enter a value Only use 5 Digit Zip Code ex. 21202

State ID information

Driver's License Number: State:

Expiration Date: ex. 01/01/2020

Physical Descriptors

Height: Weight:

Height in Feet-inches: (ex. 5-09, NDT 5'9") Weight in Pounds: (ex. 180, NCT 180 lbs)

Eye Color: Hair Color:

Maryland Carry Permit information

Permit Number: Expiration Date: ex. 01/01/2020

Only enter a Current Maryland Carry Permit Number. If you do not have one, contact m.sp.hql@maryland.gov

Maryland Department of State Police Licensing Division | 1111 Reisterstown Road Pikesville, Maryland 21208
For assistance, please send an email to: MSP.HQL@maryland.gov

HQL NEW RESIDENT

WEAPON INFORMATION

- All fields required, EXCEPT state of purchase and country of origin
- Click “Save” when done
- Fee is \$15, NON-REFUNDABLE

Weapon Exemption Information

Please fill out to the best of your ability:

- Please enter all information requested
- Only one weapon is required.
- Weapon must be a regulated firearm.

Serial Number:	<input type="text"/>	Make:	<input type="text"/>
Model:	<input type="text"/>	Caliber:	<input type="text"/>
State of Purchase:	<input type="text" value="▼"/>	Type:	<input type="text" value="▼"/>
Barrel Length:	<input type="text"/>	Finish:	<input type="text" value="▼"/>
Country of Origin:	<input type="text"/>		

HQL STANDARD APPLICATION

PREREQUISITE FOR STANDARD APPLICATION ONLY

- Click “Add”
- License type is what correlates with your instructors license;
(EX: QHIC-0000-0000 is a certificate,
QHIL-0000-0000 is a license)
- Click “Search”
- Click their name to attach
- Fee is \$50, NON-REFUNDABLE

Add New Relationship

Enter the relationship type and the license number of the QHIL/QHIC to add. Once you find your QHIL/QHIC license, click on the licensee name to add it as your prerequisite license.

Relationship Type:

Profession:

License Type:

License Number:

HQL TRAINING EXEMPT

WEAPON INFORMATION

- Under License Update Tab
- All fields required, EXCEPT state of purchase and country of origin
- Click “Save” when done
- Fee is \$50, NON-REFUNDABLE

ATTACH DOCUMENTS UNDER DOCUMENT UPLOAD TAB

Examples:

- Expungement paperwork
- Proof of residency
- DD214 (HONORABLE DISCHARGE)
- DNR Safety Card

Weapon Exemption Information

Please fill out to the best of your ability:

- Please enter all information requested
- Only one weapon is required.
- Weapon must be a regulated firearm.


Serial Number:	<input type="text"/>	Make:	<input type="text"/>
Model:	<input type="text"/>	Caliber:	<input type="text"/>
State of Purchase:	<input type="text" value="v"/>	Type:	<input type="text" value="v"/>
Barrel Length:	<input type="text"/>	Finish:	<input type="text" value="v"/>
Country of Origin:	<input type="text"/>		

HQL PERMIT EXEMPT

- Enter your wear & carry permit (HGP) number and expiration

Maryland Carry Permit Information

Permit Number:

Expiration Date: 

Only enter a Current Maryland Carry Permit Number. If you do not have one, contact msp.hql@maryland.gov

ex. 01/01/2020

- No fee
(no fee is charged; however, the receipt page will still have the below language)

DEPARTMENT OF
MARYLAND STATE POLICE

MENU

[Licensing Home Page](#)

[Logout](#)

Application Submitted

Your application has been submitted and all fees have been applied to your credit card. Please print this page as your proof of submission and receipt of payment.

Application Information

FINISHING YOUR APPLICATION

ALL APPLICATION TYPES FINISH HERE

QUESTIONS



**YOU MUST ANSWER ALL
QUESTIONS**

Application Questions

Please answer the following questions by choosing the answer from the drop-down menus. Click the **Submit** button after all the questions have been answered.

Question	Answer
Are you less than 21 years of age?	Please Choose ▼
Are you participating or planning to participate in a straw purchase of a regulated firearm? (Straw purchase means	

FINISH

- CLICK FINISH ON LEFT SIDE ONCE SAVED AND REVIEW YOUR INFORMATION
- CLICK CONTINUE AT THE BOTTOM
- CLICK PAY FEES AT BOTTOM AND YOU WILL BE REDIRECTED TO THE BILLING PAGE (THIS MAY TAKE A FEW MOMENTS PLEASE DO NOT REFRESH)
- **ALL FEES ARE NON-REFUNDABLE**
- ONCE SUBMITTED, YOU WILL RECEIVE A CONFIRMATION EMAIL

****It can take up to 30 Days to process your application upon successful submission****

Frequently Asked Questions

How do you verify the credentials of current or retired military personnel?

Please refer to the following webpage: <http://www.cac.mil/uniformed-services-id-card/>

Do I need an HQL to fire while at a gun range?

No. An HQL is only required to purchase, rent or transfer a firearm.

If you are at the gun range and rent a firearm you do not need an HQL?

If you rent a firearm with the intention of leaving the premises with the firearm, you would need an HQL. An HQL is not required to rent a firearm and remain on the premises.

How can I prove I legally own a regulated firearm and am therefore exempt from the training requirement?

When applying for your HQL you will be asked for the serial number of your legally owned handgun. Upon providing that serial number you will have met your obligation.

How does a new resident register a regulated firearm?

Please follow the instructions in this guide.

Voluntary registration is completed on the 77R Firearms Purchase application in the Licensing Division's online portal. Please see the FRU firearm purchase 77R instructional presentation for more information

How do I register to instruct the Firearms Safety Training Course?

Please follow the instructions in the HQL Instructors guide

How will a firearms dealer know that I have a Handgun Qualification License?

Once approved, The Maryland State Police will email your Handgun Qualification License to present to the dealer.

How do I apply for a Handgun Qualification License?

Please follow the instructions in this guide

How do I obtain a replacement if my Handgun Qualification License is lost or stolen?

To obtain an HQL “Replacement”, simply log into your account and print your license.

For questions, please send an email to the HQL Unit

msh.hql@maryland.gov